

Name: \_\_\_\_\_ Date: \_\_\_\_\_ Block \_\_\_\_\_

**Adv Geom 6.5 - Conditions for Special Parallelograms**

**#1-2. You are given the coordinates for a quadrilateral. Use the diagonals to determine if the quadrilateral is a parallelogram.**

1.  $A(-3,2), B(-2,7), C(2,4), D(1,-1)$

2.  $F(-4,-2), G(-2,2), H(4,3), J(2,-2)$

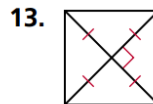
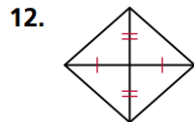
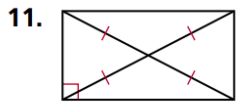
**#3-5 You are given a parallelogram. Use what you know about the diagonals to determine whether it is a rectangle, rhombus, or square. Give all names that apply.**

3.  $A(0,2), B(3,6), C(8,6), D(5,2)$

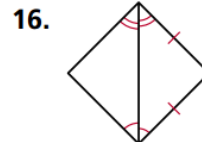
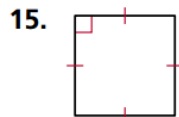
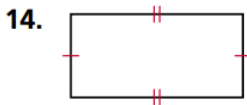
4.  $E(-4,-1), F(-3,2), G(3,0), H(2,-3)$

5.  $K(-5, -1), L(-2, 4), M(3, 1), N(0, -4)$

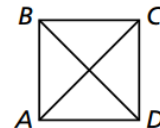
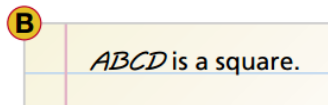
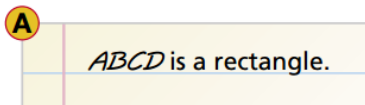
Tell whether each quadrilateral is a parallelogram, rectangle, rhombus, or square. Give all the names that apply.



Tell whether each quadrilateral is a parallelogram, rectangle, rhombus, or square. Give all the names that apply.

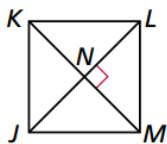


17. **/// ERROR ANALYSIS ///** In  $\square ABCD$ ,  $\overline{AC} \cong \overline{BD}$ . Which conclusion is incorrect? Explain the error.



Give one characteristic of the diagonals of each figure that would make the conclusion valid.

18. Conclusion:  $JKLM$  is a rhombus.



19. Conclusion:  $PQRS$  is a square.

