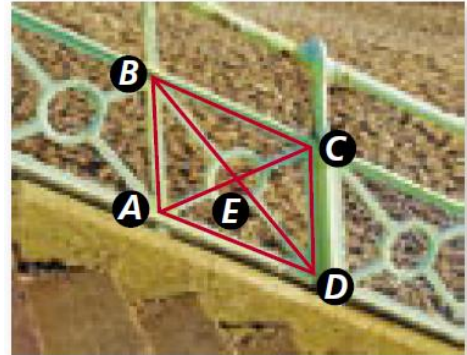


Geometry WS 6.2 – Properties of Parallelograms

Use the picture at the right to find each measure for #1-6.

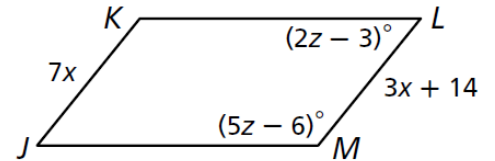
In parallelogram ABCD, $AB = 17.5$, $DE = 18$, and $m\angle BCD = 110^\circ$.

1. BD
2. CD
3. BE
4. $m\angle ABC$
5. $m\angle ADC$
6. $m\angle DAB$



JKLM is a parallelogram. Use the picture at the right to find each measure on #7-10.

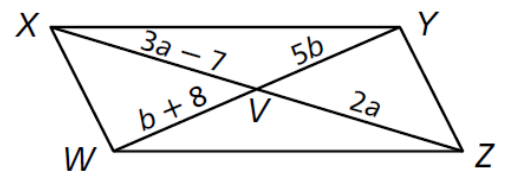
7. JK
8. LM



9. $m\angle L$
10. $m\angle M$

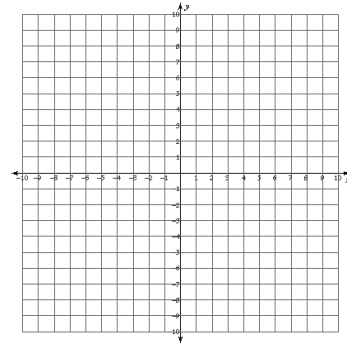
WXYZ is a parallelogram. Find each measure for #11-14.

11. WV
12. YW

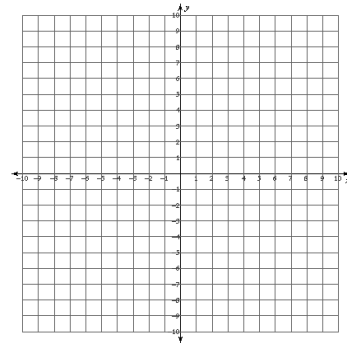


13. XZ
14. ZV

15. Three vertices of parallelogram DFGH are $D(-9,4)$, $F(-1,5)$, $G(2,0)$. Find the coordinates of vertex H.



16. Three vertices of parallelogram PRTV are $P(-4,-4)$, $R(-10,0)$, $V(5,-1)$. Find the coordinates of vertex T.



6.1 Spiral Review

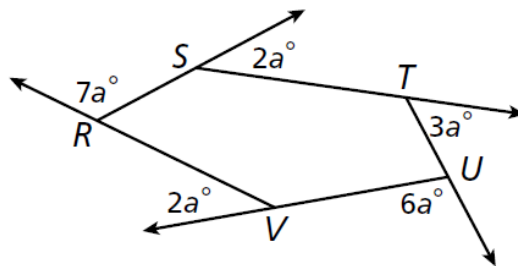
Find the interior angle sum for the polygon.

17. heptagon

Find the measure of each interior angle of the polygon.

18. Regular Dodecagon

19. Use the figure at the right to find the value of a.



20. Find the value of x and y in the parallelogram.

