

**Chapter 3 - Missing Angles Worksheet**

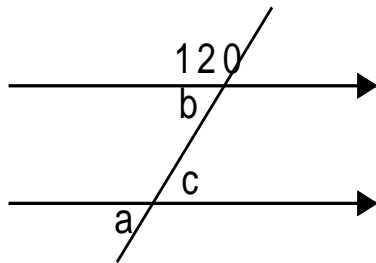
Find all missing angles.

1. Find the size of the three unknown angles in the parallelogram opposite:



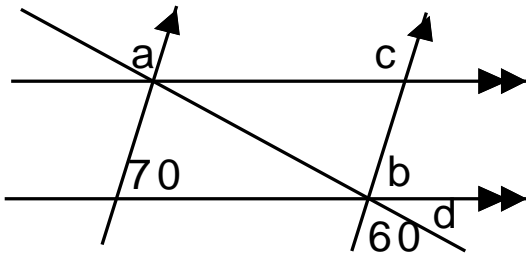
a =
b =
c =

- 2.



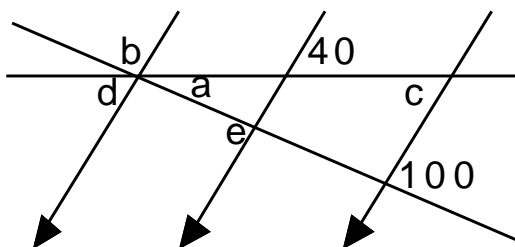
a =
b =
c =

- 3.



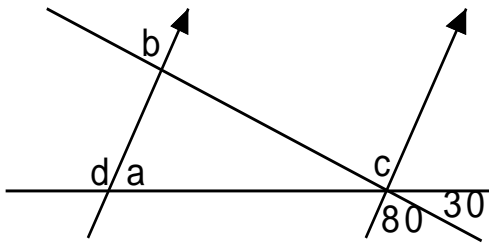
a =
b =
c =
d =

- 4.



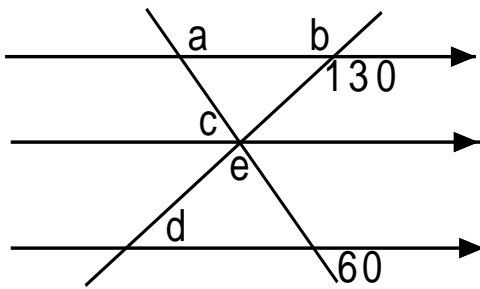
a =
b =
c =
d =
e =

5.



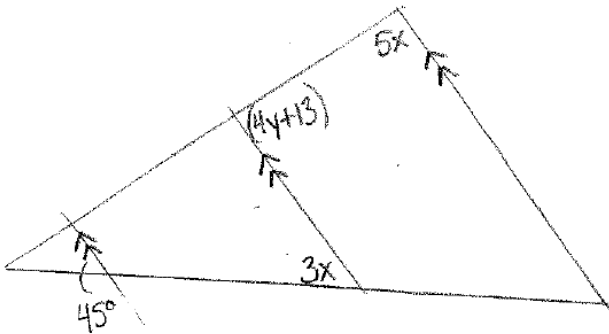
a =
b =
c =
d =

6.



a =
b =
c =
d =
e =

7.



x =
y =

8. Write the equation of the line represented by the table.

x	y
2	1.40
4	2.80
6	4.20
8	5.60